



ChemBioVIII - Biennial Meeting GEQB-RSEQ



Biannual meeting of the RSEQ Specialized Group in Biological Chemistry. The meeting brings together specialists from different areas of chemistry, biology, and biochemistry, focusing on the development of chemical tools to solve biological problems.

27.avr - 29.avr 2026

Cod. Z52-26

Modalité:

En personne

Édition

2026

Type d'activité

Workshop

Date

27.avr - 29.avr 2026

Location

Aquarium

Langues

Anglais

Reconnaissance officielle par l'État

30 heures

Comité d'organisation



Description

Donostia - San Sebastián will host the VIII Biennial Meeting of the Chemical Biology Group of the Spanish Royal Society of Chemistry (**ChemBioVIII - GEQB RSEQ**) from **April 27 to 29, 2026**, at the **Aquarium of Donostia-San Sebastián**.

The congress will gather researchers working at the interface of chemistry and biology, offering a space to discuss recent scientific advances, promote interdisciplinary collaboration, and exchange knowledge in a dynamic and inclusive environment. The scientific program is organized into five thematic sessions covering highly active areas in the field:

- **Structural and Computational Biology**
- **Nanobiotechnology and Chemical Tools in Biology**
- **Biocatalysis, Enzymatic Chemistry and Glycobiology**
- **Medicinal Chemistry and Therapy**
- **Synthetic Biology and Biomaterials**

The format will include plenary and invited lectures, 20 selected oral presentations, flash presentations, and two poster sessions open to participants at all career stages.

CONFIRMED SPEAKERS

Plenary speakers

- Isabella Felli (CERM, Italy)
- Andreas Walther (Max Planck Institute Mainz, Germany)
- Daniel Bojar (University of Gothenburg, Sweden)
- María del Puerto Morales (ICMM-CSIC, Spain)
- Marc Güell (Pompeu Fabra University, Spain)

Invited speakers

- Gonzalo Jiménez-Osés (CIC bioGUNE, Spain)
- Marcelo Calderón (POLYMAT - UPV/EHU, Spain)
- María-Luisa Romero-Romero (IQAC-CSIC, Spain)
- June Ereño (CIC bioGUNE, Spain)
- Fernando López-Gallego (CIC biomaGUNE, Spain)
- Vanesa Fernández-Moreira (ISQCH-CSIC / UNIZAR, Spain)
- Carlos Romero-Nieto (UCLM, Spain)
- Silvia Hernández-Ainsa (INMA-CSIC, Spain)
- Gianni Ciofani (iit, Italia)
- Paula Navarro (University of Lausanne, Switzerland)

In addition to the plenary lectures and invited talkd, the ChemBioVIII will include **two poster sessions**, **20 selected oral presentations**, **flash talk sessions** and a **conference gala dinner** (optinal) designed to promote participation from researchers at all career stages and encourage scientific exchange in a collaborative and welcoming environment.

ABSTRACT SUBMISSION

- Abstract submission: from **December 1st, 2025** to **February 28th, 2026**.
- Notification of acceptance / rejection of abstracts will be made before **March 7, 2026**.

Authors are kindly requested to use the official [TEMPLATE](#) when preparing the abstract and submit the proposal **from a Gmail account**, through this [FORM](#).

Submitted abstracts may be selected for 20 oral presentations, flash talks, or poster sessions.

The conference will award **12 registration fellowships exclusively for GEQB student members**. Students who are not yet members of the GEQB but would like to apply for a fellowship or benefit from reduced fees are encouraged to join the group at: <https://geqb.rseq.org/>

ORGANIZERS

- Ana Beloqui Elizazu (POLYMAT - EHU)
- Natalia Baranova (CIC biomaGUNE)
- Ganeko Bernardo Seisdedos (University of Deusto)

SATELLITE EVENT

The conference will feature a satellite event organized and sponsored by the European Doctoral Network *TheraTools: Innovative tools to treat and model complex cancer environments*. This EU-funded project focuses on the development of advanced drug-delivery systems and *in vitro* models to tackle the challenges of glioblastoma, including polymer- and biomaterial-based delivery platforms, novel therapeutic strategies, blood-brain barrier (BBB) research, and BBB and glioblastoma models using microfluidics and 3D printing.

This satellite event is part of the TheraTools conference series and provides an opportunity to share recent results, foster new collaborations, and connect with leading researchers developing innovative biomedical tools.

Invited researchers: To be announced

Schedule: 29 April 2026, 15:00-19:00

More information: <https://theratools.eu>

OFFICIAL INFORMATION & LINKS

- Official conference website (information & updates): www.chembio2026.com
- Registration and payment handled through the UIK platform
- Official linkedin profile (information & updates): www.linkedin.com/company/chembioviii

ChemBioVIII aims to strengthen collaboration across disciplines and promote visibility of innovative research in chemical biology through an open, respectful and collaborative scientific atmosphere.

Objectifs

To foster knowledge exchange among researchers working at the interface of chemistry and biology.

To present the latest advances in key areas of chemical biology: structural and computational biology, nanobiotechnology and biocatalysis, medicinal chemistry, synthetic biology, and biomaterials.

To promote the active participation of early-career researchers through oral presentations and poster sessions.

To stimulate new scientific collaborations between established and emerging research groups.

To facilitate interaction between academia and industry through dedicated sponsor sessions.

To strengthen the cohesion of the national scientific community in the field of chemical biology.

Organisée par



En collaboration avec

CICbiomaGUNE
MEMBER OF BASQUE RESEARCH
& TECHNOLOGY ALLIANCE

UNIVERSIDAD DEL PAIS VASCO

Universidad del País Vasco Euskal Herriko Unibertsitatea
POLYMAT

 **Deusto**
Universidad de Deusto


THERATOOLS

Directed by



Ana Beloqui Elizazu

UPV/EHU

Dr. Ana Beloqui is a multidisciplinary researcher whose work spans chemistry, enzymology, nanotechnology, and applied polymer chemistry. She leads the PolyZymes Lab at POLYMAT Institute (Spain), where she has pioneered a research line focused on combining proteins and polymers to create advanced functional materials. These hybrids are meticulously designed to enhance the stability of functional proteins and expand their use in applications such as sensing, therapeutics, and bioremediation. Her contributions to the field have been recognized with the "Best Young Group Leader" award by the Group of Chemical Biology of the Spanish Royal Chemical Society.



Natalia Baranova

CICBiomaGUNE

Natalia Baranova obtained her PhD from the University of the Basque Country under the supervision of Prof. Ralf Richter, working at the interface of biophysics and membrane-associated processes. She then joined the Institute of Science and Technology Austria in the group of Prof. Martin Loose, where her postdoctoral research was supported by long-term EMBO and HFSP fellowships. Afterwards, she continued her career at the University of Vienna with Prof. Christoph Rademacher, receiving a Marie Jahoda Professorship Transition grant to begin her independent research. Throughout her training, she has worked in laboratories supported by ERC funding and developed expertise in advanced microscopy, molecular engineering and synthetic biology. Natalia is now establishing her group at CIC biomaGUNE, supported by Ramón y Cajal and Ikerbasque Fellow grants. She has published in high-impact journals and secured national and EU funding. Her research focuses on reverse engineering molecular assemblies to understand their design principles and explore their application to societal needs. Current projects address peptidoglycan synthesis, host-pathogen interactions and high-resolution microscopy of the glycocalyx.

Profesores



Natalia Baranova

CICBiomaGUNE


Natalia Baranova obtained her PhD from the University of the Basque Country under the supervision of Prof. Ralf Richter, working at the interface of biophysics and membrane-associated processes. She then joined the Institute of Science and Technology Austria in the group of Prof. Martin Loose, where her postdoctoral research was supported by long-term EMBO and HFSP fellowships. Afterwards, she continued her career at the University of Vienna with Prof. Christoph Rademacher, receiving a Marie Jahoda Professorship Transition grant to begin her independent research. Throughout her training, she has worked in laboratories supported by ERC funding and developed expertise in advanced microscopy, molecular engineering and synthetic biology. Natalia is now establishing her group at CIC biomaGUNE, supported by Ramón y Cajal and Ikerbasque Fellow grants. She has published in high-impact journals and secured national and EU funding. Her research focuses on reverse engineering molecular assemblies to understand their design principles and explore their application to societal needs. Current projects address peptidoglycan synthesis, host-pathogen interactions and high-resolution microscopy of the glycocalyx.



Ana Beloqui Elizazu

UPV/EHU

Dr. Ana Beloqui is a multidisciplinary researcher whose work spans chemistry, enzymology, nanotechnology, and applied polymer chemistry. She leads the PolyZymes Lab at POLYMAT Institute (Spain), where she has pioneered a research line focused on combining proteins and polymers to create advanced functional materials. These hybrids are meticulously designed to enhance the stability of functional proteins and expand their use in applications such as sensing, therapeutics, and bioremediation. Her contributions to the field have been recognized with the "Best Young Group Leader" award by the Group of Chemical Biology of the Spanish Royal Chemical Society.



Ganeko Bernardo Seisdedos

Universidad de Deusto, Researcher

Dr Ganeko Bernardo-Seisdedos is a Research Fellow at the University of Deusto, where he leads a new research line focused on the biophysical and structural characterisation of the ALS-linked proteins CHCHD10 and TDP-43, aiming to develop theragnostic chaperones against pathological aggregation. His work combines NMR spectroscopy, molecular modeling, mutational analysis, and cellular assays to understand how protein instability drives neurodegeneration. Alongside this effort, he is involved in projects applying ³¹P-NMR phosphoromics to analyse metabolic and energetic dysregulation in patient-derived biofluids, with the goal of identifying molecular markers for precision medicine in ALS and related disorders. He earned his PhD in Molecular Biology and Biomedicine at UPV/EHU (2015), where he resolved the calcium-dependent gating mechanism of Kv7.2 potassium channels at atomic resolution. Before joining Deusto, he worked at ATLAS Molecular Pharma, developing an NMR-based platform for pharmacological chaperone discovery and contributing to patents for porphyria and prion disease therapeutics.



Daniel Bojar


Daniel Bojar is an associate professor in bioinformatics at the Wallenberg Centre for Molecular and Translational Medicine & the Department of Chemistry and Molecular Biology at the University of Gothenburg in Sweden, focusing on AI and data science in glycobiology. He obtained his PhD in mammalian synthetic biology at ETH Zurich and continued his postdoctoral training in computational biology at MIT & Harvard University. His group develops and applies methods to discover sequence-to-function associations and biological roles of glycans via a plethora of approaches. Daniel was awarded a Branco Weiss Fellowship - Society in Science, as well as an ERC Starting Grant, and was recognised as a "Rising Star" by the journal Advanced Science. He was also featured on the 2022 Forbes 30 Under 30 Europe list for work in Science & Healthcare.



Marcelo Calderon Calderon


Basque Center for Macromolecular Design and Engineering - POLYMAT

Marcelo Calderón is IKERBASQUE Research Professor and leader of the Responsive Polymers for Therapeutics Group at POLYMAT. His team develops polymer materials that sense environmental triggers and respond at the site of action as innovative therapeutic and diagnostic tools in biomedicine. Their materials have been applied in imaging, tumor ablation by hyperthermia, capture and quantification of circulating tumor cells (CTCs), wound healing, and dermal/mucosal drug delivery.



Gianni Ciofani

Gianni Ciofani (La Spezia, Italy, 1982) is a tenured Senior Researcher at the Istituto Italiano di Tecnologia (IIT), where he leads the Smart Bio-Interfaces Research Unit and coordinates the Center for Materials Interfaces. He previously served as Associate Professor at Politecnico di Torino and has been Visiting Professor at Waseda University (Japan) and the Pontifical Catholic University of Rio de Janeiro (Brazil). His research focuses on smart nanomaterials for nanomedicine, microphysiological systems, and biomedical research under altered gravity conditions. He has coordinated or participated in multiple competitive projects, including an ERC Starting Grant and three ERC Proof-of-Concept Grants, and has conducted four experimental campaigns aboard the International Space Station. Dr. Ciofani is the author of over 200 peer-reviewed publications (h-index 58), has delivered numerous invited lectures worldwide, and has been listed among the World's Top 2% Scientists since 2020. He serves on editorial boards of leading journals and as reviewer for major international funding agencies.



June Ereño

Isabella Felli

Isabella C. Felli is a Professor of Chemistry at the University of Florence (Università degli Studi di Firenze, Italy) and a leading researcher at CERM/CIRMMP, a European reference infrastructure for magnetic resonance. She is internationally recognized for her pioneering contributions to biomolecular NMR spectroscopy, particularly in the study of intrinsically disordered proteins (IDPs) and other complex or highly flexible systems that challenge traditional structural biology approaches. Her work focuses on developing heteronuclear NMR methodologies, including advanced ^{13}C -detection strategies that enhance sensitivity and resolution for proteins with low proton density or dynamic regions. These tools have provided new insights into conformational ensembles, disorder-to-order transitions, and transient interactions relevant to cell signaling and neurodegeneration. Prof. Felli has authored numerous high-impact publications, led international collaborations, and contributed to major European projects in magnetic resonance. Her research continues to expand the capabilities of NMR for characterizing challenging biomolecules with high biological and therapeutic relevance.



Vanesa Fernández Moreira

Vanesa Fernández-Moreira is a Tenured Scientist at the Instituto de Síntesis Química y Catálisis Homogénea (ISQCH, CSIC-Universidad de Zaragoza), where she leads a research line at the interface of inorganic chemistry, photophysics, and biomedicine. Her work focuses on the design and synthesis of coordination compounds and metal-based luminescent materials with applications in bioimaging, diagnostics, and photodynamic therapy. A central aspect of her research is the development of functional metal complexes—particularly based on transition metals such as iridium, ruthenium, and rhenium—that exhibit controlled photophysical behaviour and selective activity in biological environments. Her group explores how tuning ligand architecture and excited-state properties enables smart probes for live-cell imaging, targeted cancer therapy, oxygen sensing, and antimicrobial strategies. Dr. Fernández-Moreira has authored numerous scientific publications in leading chemistry and materials journals and participates in coordinated research projects combining synthetic chemistry, spectroscopy, and cellular biology. Her work exemplifies how molecular design and photochemical control can lead to next-generation diagnostic and therapeutic platforms.



Marc Güell

Marc Güell is Professor at Pompeu Fabra University (MELIS-UPF), where he leads the Translational Synthetic Biology Laboratory. His research focuses on genome engineering and synthetic biology for therapeutic purposes, developing safer and more efficient gene-editing tools, engineered cells, and synthetic circuits aimed at treating human disease. He has a strong translational profile and is co-founder of several biotech companies: eGenesis (xenotransplantation and organ compatibility), sbiomedic (skin microbiome-based therapies), and Integra Therapeutics (advanced gene-editing platforms). His scientific work has generated multiple patents and more than 11,000 citations across areas such as gene therapy, regenerative medicine and microbiome engineering. Professor Güell has received distinctions including the National Research Award for Young Talent (2018), Highly Cited Researcher (Web of Science, 2019) and EMBO Young Investigator (2020). In 2024, he became a member of the Academia Joven de España. At UPF, he also teaches in Biomedical Engineering and coordinates the Master's program in Biotechnology and Pharmaceutical Industry.



Silvia Hernández Ainsa

Silvia Hernández Ainsa obtained her PhD in Chemistry from the University of Zaragoza and carried out postdoctoral research in Biophysics at the University of Cambridge. She began her independent research career in the area of DNA nanotechnology as a Herchel Smith Fellow at Cambridge, before joining the Institute of Nanoscience and Materials of Aragón (INMA), first as a permanent ARAID researcher and currently as a CSIC Tenured Scientist. Her ongoing research spans nucleic acid nanotechnology, polymeric materials, and biomedicine. She leads a team focused on the development of tailored self-assembled DNA and RNA nanostructures for applications in drug delivery, gene therapy, and synthetic biology.



Gonzalo Jiménez Osés

CIC bioGUNE

Gonzalo Jiménez-Osés received his PhD in Chemistry from the Universidad de La Rioja in 2007, working on asymmetric organic synthesis, then moved to Universidad de Zaragoza as a lecturer to work on metal catalysis, and then to University of California Los Angeles, to work with Ken Houk as a postdoctoral researcher on computational chemistry and enzyme design. He started his independent career as a Ramon y Cajal research fellow in 2015 back in University of La Rioja and joined CIC BioGUNE in 2019 as Principal Investigator of the Computational Chemistry Group. In September 2020 he was promoted to Ikerbasque Research Associate and in 2023 to Ikerbasque Research Professor. He is also a lecturer on metabolic chemistry in Deusto University. His research is highly collaborative and cross-disciplinary and uses multiscale computer simulations and wet lab validation to predict and understand complex chemical and biological processes, with special focus on protein design, bioorthogonal chemistry and molecular recognition.



Fernando López Gallego

CIC biomaGUNE

Fernando López Gallego is IKERBASQUE Professor and leads the heterogeneous biocatalysis group (www.flg802.wixsite.com/flopezgallego) at the center for cooperative research in biomaterials (CIC biomaGUNE). Previously, he was ARAID researcher at the University of Zaragoza (2017-2019), junior IKERBASQUE researcher (2014-2017) at CIC biomaGUNE, junior technologist at REPSOL technology center (2013) and postdoctoral researcher at the University of Minnesota (2007-2010). He developed his predoctoral studies at the Institute of Catalysis and Petrochemistry (ICP-CSIC) (2002-2007) where he graduated as PhD in molecular biology from the Autonomous University of Madrid. His line of research consists in the development of biocatalysts based on enzymes supported on solid materials to develop


new technologies in the field of sustainable chemistry and biomedicine.



Maria del Puerto Morales Herrero

ICMM/CSIC

María del Puerto Morales es investigadora científica del Instituto de Ciencia de Materiales de Madrid del Consejo Superior de Investigaciones Científicas (ICMM/CSIC) desde 2008. Sus actividades de investigación se centran en el área de la nanotecnología, en particular, en la síntesis y caracterización de nanopartículas magnéticas para aplicaciones biomédicas, tanto en diagnóstico como en terapia. Es autora de 7 capítulos de libros, 3 patentes, 200 artículos científicos con 8000 citas (h=45) y ha dirigido 3 tesis doctorales. Ha sido investigadora responsable del CSIC de dos proyectos de investigación europeos, uno para el desarrollo de nanopartículas para la detección y tratamiento del cáncer de mama y de páncreas (Multifun 2011-2015) y otro para el desarrollo de métodos de normalización y estandarización de nanopartículas magnéticas para aplicaciones biomédicas (NanoMag 2013-2017).



Paula Navarro

Paula Navarro is Assistant Professor in the Department of Fundamental Microbiology at the University of Lausanne (UNIL), Switzerland, where she leads research in structural cell biology and cryo-electron microscopy. She earned her Licentiate in Biology from the Complutense University of Madrid, an MSc in Molecular Biology and a PhD in Biophysics and Structural Biology from the Biozentrum, University of Basel. Following her doctoral studies, she conducted postdoctoral research at Harvard Medical School and has since developed an independent research program at UNIL focused on elucidating the molecular architecture of cellular components in situ. Dr. Navarro's work employs cryo-electron tomography and advanced computational image processing to resolve 3D structures of biomolecules and cellular machinery in their native environments, providing insight into fundamental processes such as cell division and cell envelope organization. Her group's research contributes to expanding the mechanistic understanding of biological systems at near-atomic resolution. She has secured competitive funding, including support from the Swiss National Science Foundation (SNSF), and has contributed to high-impact publications in structural biology.



Carlos Romero Nieto

UCLM

Carlos Romero-Nieto is a Professor of Organic Chemistry at the Universidad de Castilla-La Mancha (UCLM, Spain), where he leads a research group focused on the design and synthesis of functional molecular and supramolecular systems with applications in sensing, bioimaging, and materials science. His work explores how rational molecular engineering and photophysical modulation can be used to create tailored optical and redox properties, enabling smart probes and responsive molecular devices. A significant part of his research focuses on phosphorus-containing organic molecules and their integration into multifunctional architectures, including fluorescent sensors, theragnostic platforms, and molecular logic systems. His group combines synthetic chemistry with spectroscopy, computational design, and biological testing to bridge molecular innovation and real-world applicability. Prof. Romero-Nieto has published extensively in high-impact journals and participates in national and international collaborative projects. His contributions demonstrate how molecular design can translate into advanced tools for diagnostics, catalysis, and next-generation functional materials.



María Luisa Romero Romero

How did life arise on Earth? This question lies at the heart of my research, from probing the stability of primordial proteins and the chemistry of early oceans to exploring how simple molecules evolved into self-organizing cells. My group combines chemistry, biophysics, and biology to understand how the flow of information from DNA to RNA to proteins underpins biological complexity. Using ancestral protein reconstruction and in vitro evolution, we decode molecular history to uncover the design rules that guided life's emergence. These principles not only shed light on life's origins but also enable the engineering of proteins with enhanced stability, activity, and novel functions for industrial, medical, and environmental applications.



Andreas Walther

Andreas Walther is a Professor for Macromolecular Materials and Systems at the Department of Chemistry at the Johannes Gutenberg University in Mainz (Germany), as well as a Max Planck Research

Fellow at the MPI for Polymer Research. His research interests focus on developing life-like materials and systems that integrate dynamic processes and principles of chemical intelligence inspired by the basic principles of life. He was appointed to his present position in Mainz in 2020 with the prestigious support of the Gutenberg Research College. Andreas Walther is the recipient of an ERC Starting Grant and of an ERC Consolidator Grant. He was a co-founder of the DFG Cluster of Excellence on "Living, Adaptive and Energy-Autonomous Materials Systems" (livMatS).

Tarifs inscription

REGISTRATION FEES	JUSQU'AU 24-03-2026	JUSQU'AU 27-04-2026
GEQB members	250,00 EUR	300,00 EUR
General registration	300,00 EUR	350,00 EUR
GEQB student members	230,00 EUR	280,00 EUR
Students (non-GEQB)	280,00 EUR	330,00 EUR
Industry	420,00 EUR	470,00 EUR
Grant RSEQ	0 EUR	0 EUR

Lieu

Aquarium

Plaza de Carlos Blasco Imaz 1, 20003 Donostia/San Sebastián

Gipuzkoa